

# Primary English Newsletter

## At a Glance

### Self-regulated Learning

To enable students to become a self-regulated learner, we have to provide them chances for reflection.

In English, we start doing so by modifying the writing journal. The part of "Looking Ahead" includes setting goals and strategies and the part of "Looking Back" includes reflection and evaluation. The part on "Self-Reflection" is also strengthened by providing students a more detailed check list, a reminder of re-reading the writing and a guide for thinking of improving actions.

By enforcing students' self-editing skills, we hope that they are able to engage in the art of being a reader and understand the audience they are trying to write for; be more critical of their own work; and realize the importance of writing with accuracy.

Let's work hard and become independent and self-regulated learners!

Hello parents and students! Welcome back to a new school year! And to our Grade 1 students and parents, welcome to Pui Kiu College! I hope that you have already settled in with your school life and started to enjoy your learning. Here, I'd like to introduce PEN to you.

**PEN, the Primary English Newsletter, is a monthly e-newsletter which keeps parents and students informed of what's happening in the Primary English Panel. You may read about interesting activities we do during lesson time, fun and educational excursions related to the modules we learn, students' writings, introductions of teachers and much more!**

**All grades have started module 1 already. The amazing thing is, the modules are all about places or people. A grade 5 student found out that the difference between police and spies is that police have uniforms but spies don't! Grade 3 learned that Brazil is the biggest country in South America. In "Teacher Feature", Teacher Ian will introduce himself to you. Would you like to find out more? Read on.**

**We are looking forward to having a rewarding and fun-filled academic year and will share with you in PEN.**

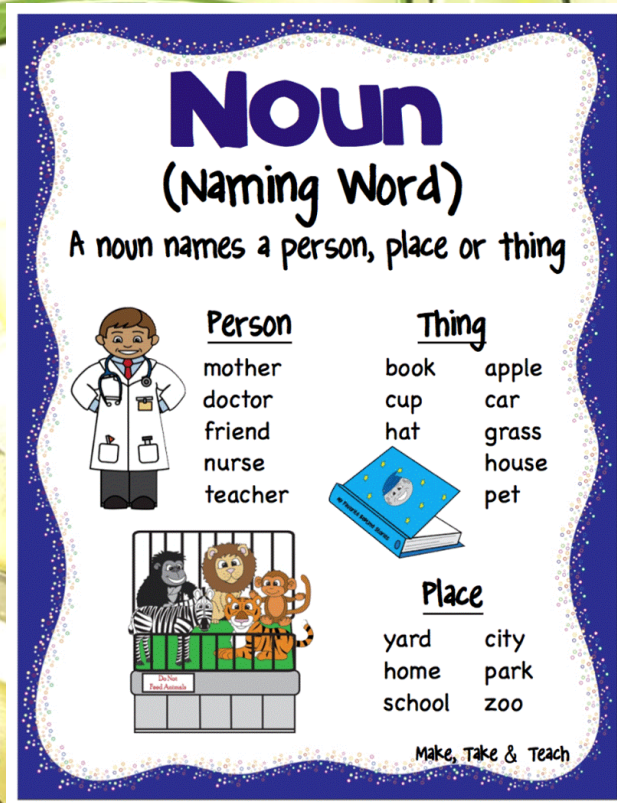
**Chan Ching Wa  
The Primary English Panel Head**



# Grade 1

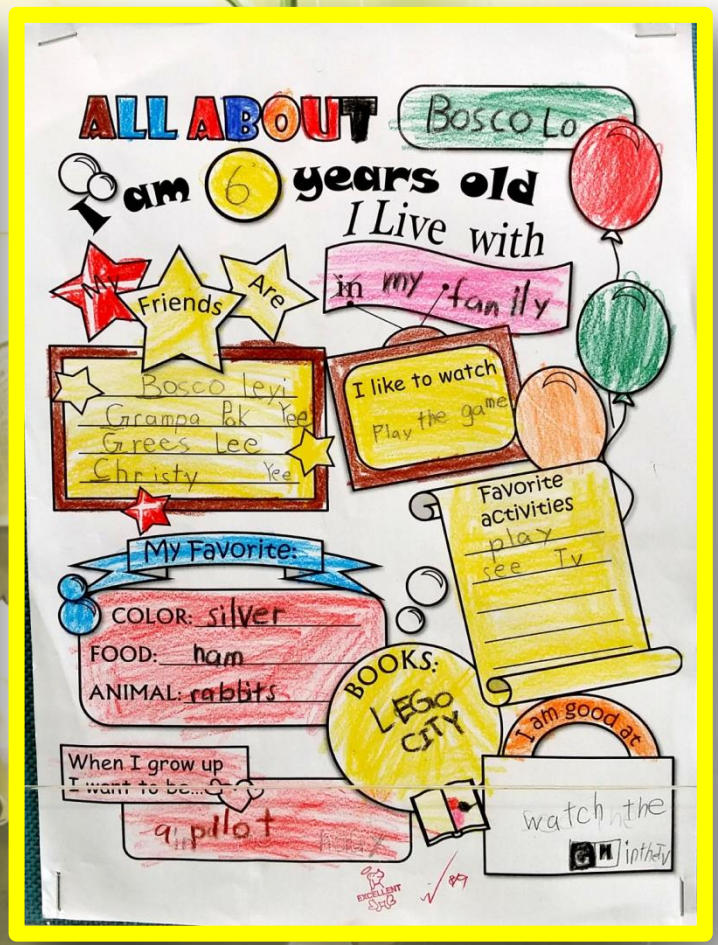

♥ Welcome to Pui Kiu! ♥

The Grade One children have been learning about 'nouns' in the English lessons. So what exactly is a 'noun'? A noun is a naming word, and it can be a person, a place, a thing or an animal. Want to know more? Here are some more examples!



The children also introduced themselves to the class and shared their likes and dislikes with their friends. They learned how to interview their friends and ask them different questions. Let's look at some of their personal profiles!







# Grade 2

We are so glad to see our friends in Pui Kiu College after the summer holiday. Did you enjoy your time off from school?

We have started Module 1 in Grade 2 and it's called "Festivals Around the World". We met some new friends from different continents. Let us introduce them to you.



Hi! I'm Chang-Yong and I'm from Korea. My friends and I like playing baseball after school. Can you guess what my favourite food is?



Hello! I'm Jessica. I live in Australia. My brother and I like throwing boomerang outside our house. Do you know what my favourite animal is?



Hi everyone! I'm Manka from Tanzania. I like wearing beaded jewelry and making toys out of soft clay. Do you know what our house is made of?



Answers:

- barbecued beef
- kangaroos
- wood and grass

# Grade 3

The Grade Threes are learning about different countries in Module One. The first country that they are learning is **Brasil**.

How much do you know about Brazil?

Take this little quiz and check ☺ :

1. What is the capital city of Brazil?
2. What language do Brazilians speak?
3. What is the currency of Brazil?
4. What is the population of Brazil?
5. What are some famous landmarks in Brazil?

*(answers are at the end of this page)*

If you ask any of the Grade 3 students the above questions, we are confident that they will be able to give you the correct answers. Other than some general information, the students also learn about some fun facts of the country. For example, the festivals, animals, and sports, etc.

Let's take a look at the students' work below!

1. Brasilia
2. Portuguese
3. Real
4. More than 200 million
5. Amazon rainforest
- Amazon River
- Christ the Redeemer



**BRAZIL** Date: 21<sup>st</sup> September, 2016

Read pages 12 and 13 again. Write the main idea about these two pages in the middle circle. Write the supporting details for the main idea in the smaller circles.

**Main Idea**  
Many animals live in the Amazon rainforest.

**Supporting Detail**  
Many ants live in there. For example, fire ants and leaf-cutter ants.

**Supporting Detail**  
Parrot with colorful feathers live there.

**Supporting Detail**  
Many green red-tree frog live there.

**Supporting Detail**  
Many spiders live there, even the biggest one!

**Supporting Detail**  
Little bear

Annika Ting

**BRAZIL** Date: 21<sup>st</sup> September, 2016

Read pages 12 and 13 again. Write the main idea about these two pages in the middle circle. Write the supporting details for the main idea in the smaller circles.

**Main Idea**  
Many animals live in the Amazon rainforest.

**Supporting Detail**  
Many ants live in there, for example, fire ants and leaf-cutter ants.

**Supporting Detail**  
Parrot with colorful feathers live there.

**Supporting Detail**  
Many spiders live there, even the biggest one!

**Supporting Detail**  
Colour frog live there, beautiful red tree frog live there, too!

Kary Lau

**BRAZIL**

After reading the book **Brazil**, write details about each topic. Use information and images from the book.

<b>General Information (p.4,5,15)</b> Brazil is the biggest country in South America and covers almost of the continent. The capital city of Brazil is Brasilia. Population: 202,656,788 Currency: Real Primary language: Portuguese	<b>Land (p.8,9,15)</b> Brazil has many different kinds of land. It has beaches, tall mountains and flat land covered with water. 8,455,417 sq km
<b>Location (p.4,5)</b> Brazil is a part of a country in South America. It is the biggest country in South America.	<b>History (p.5)</b> Brasilia became the capital in 1960 and was built in only a few years.
<b>People (p.6,7,15)</b> Most people in Brazil live in cities and speak Portuguese. population: 202,656,788	<b>Celebrations</b> people in Brazil celebrate Carnival and the festival start during Brazil's summer.

Gaile Lam

After reading the book **Brazil**, write details about each topic. Use information and images from the book.

<b>General Information (p.4,5,15)</b> Brazil is the biggest country in South America. Brasilia is the capital of Brazil. Their currency are Real.	<b>Land (p.8,9,15)</b> Brazil has beaches and tall mountains. It has also flat land covered with water.
<b>Location (p.4,5)</b> Brazil is in South America. The Atlantic Ocean is to the east. Other countries border it to the north south and west.	<b>History (p.5)</b> Brasilia became the capital in 1960. The city was built to be the capital.
<b>People (p.6,7,15)</b> There are more than 2 million people live there. Most people in Brazil live in cities. Many of the cities are on the coast. Some people live in the country.	<b>- Food Festival (p.10,11)</b> People in Brazil celebrate Carnival. The holiday happens during Brazil's Summer. It goes on for four days. People dress up and walk.

Jenice Cheong

# Grade 4

## Welcome to Module 1: "Mysteries and Monsters"

In this module students will discuss mysterious circumstances and events and use descriptive language to write about mysterious monsters.

Have you heard of any of these mysterious creatures below?

1. The Loch Ness Monster
2. Bigfoot
3. The Phoenix
4. The Yeti

There are many interesting sightings and myths about these fascinating creatures. Go and visit our school library to find out more!

Our students have used their imagination and creativity to design monsters and write descriptive paragraphs and stories about their monsters. They have used lots of adjectives, similes and personification to enhance their writing.





Name Kya Ko Tin Lam (10) Class 4M  
Date 6th September, 2016

### If I were a monster...


If I were a monster, I would be round and furry. I would have big eyes, a miniature mouth, and a long pair of feet like a kangaroo. I would be tiny too.

I would be friendly and greedy but I would be very clean too.

I would fart rainbows in the sky, fly into space, and always eat rainbow candies. Sometimes I would jump over the river to find friends to play with me.



Natalie Chon  
AP (10)



My pet monster is called Anger. It is very evil and selfish. It has a big head, four big eyes and two big red cheeks. It also has two sharp teeth, two round hands, some yellow hair and some fireworks on its head. It always shouts loudly and angrily to people. It likes evil and nasty monsters. Its favourite food are lollipops, lollipops and other unhealthy food, so it always gets a headache.


### Ten eye Alien



Ten Eye Alien's ears and hands are sky blue in colour, her tail, mouth and nose are red in color. You can see her purple wings when she want to fly. You can find her in the Pacific Ocean and sometimes she like to be invisible so you might not find her. She is big as a schoolbag and she love to eat apples or cats. When her nose are yellow in colour, means she is going to find food and eat.

Abby 4c (31)

Name: Conway



### Monster Adjectives!

How descriptive was I?

My Monster has three small triangular evil eyes. It has a small rectangular nose. It has two sharp teeth on his smiley mouth and a square head with a light blue helmet. It wears light blue clothes and trousers. It has a tank foot. It has two rectangular hands. Its left hand is holding a sharp sword and its right hand is holding a shield.



### THE POWER OF BATS

Isa



### \*The power of bats\*

One day, BUCKY and RUBBER were playing in a rainy day at midnight. Suddenly, there was a lightning! Bucky and Rubber ran into a cave. But they did not know that the cave was a bat cave. At the other side, all the bats in the bat cave were working. But two naughty bats name Mango and Ned quietly went out of the cave to play. They saw Bucky and Rubber and followed them. But then, they found out that Bucky and Rubber were getting in to their cave! They quickly called the bats alarm and all the bats came out and pushed them into the bat king's room. The Bat King was very very angry, he said: "let's fight or off with your heads!" But Bucky was very confident, and both of the monsters were very massive. So both of the Monsters stood out bravely and fought. But after the long time of fighting, the monsters are tired out, but the best friends used their last massive power and won! The friends were very happy, from now on, they were the forever friends.





# Grade 5

## Welcome to Module 1 "Secrets and Spies"!

In this module, students will understand the work of spies, the lives of some famous spies in the world and the characteristics of spies.

Before we officially started the module, students were asked to share what they have already known about secrets and spies.

Let's take a look!

Students also shared what they want to learn in this module.

What do we know?

Spy follow someone.

Secrets are something that you don't want to say.

Spies will hide near the target.

Secret is something that someone don't want to tell anyone because is important.

Spies are always on a mission to find secret.

Spies can be bad.

Spies may have gun.

Spies like to steal top secret, like phone number and Email number.

Spy may have any kind of cloth for any kind of mission.

Spies can use a super computer to heck in others.

Spies are usually clever.

Spy may know how to use computer virus.

What do we know?

Spies are people who secretly follow people for their secrets.

They steal secrets like detective files, personal information and so much more.









# Grade 6

**Welcome to Module 1: Different People, Same World.**



In this Module, the students are being introduced to the global issue of discrimination.

Despite living in modern times where everybody should be able to live alongside one another in happiness and equality, many people still face discrimination on a daily basis.

Even though the Universal Declaration of Human Rights was established to protect us all, people are still treated differently because of the colour of their skin; women and mothers are often denied top jobs by employers; people with disabilities are mocked in the streets and people are being discriminated against because of their religions.






In this module, students will look at real cases of discrimination both from the past as well as the present.



But they will learn that there is still hope too; they'll learn about the people who rise up to fight against the injustices that discrimination cause. From powerful leaders to a regular businessman,



from famous athletes to an everyday teenage girl; the students will learn that anyone can make a difference and that we should all do our part to make the world a better place for all.



# EPA

## A word from the co-ordinator!

Hello everyone! Do you want students to be totally excited about their education? Well, **English Performing Arts (EPA)** is here to make that happen.

In the **EPA** lessons, our students gain confidence in speaking English and have fun at the same time.

At the beginning of EPA lessons, Grade 1 students are introduced to four main components. They are **Drama, Music, Voice and Movement/Dance**. Students can learn these four components in one year.

Let's have a look at some photos and upcoming events.





**Grade One EPA** is an integrated curriculum. It is incorporated into the Grade 1 English curriculum.

G1 students will learn to sing and dance to songs. We will learn “The More We Get Together” and “Let’s Clean Up”, and we will be learning “the People Song” and “Who Are the People in Your Neighbourhood”. We have lots of FUN every year!

We have lessons that compare current music to music from the past, lessons that connect movement and music. There are also lessons about voice and pitch, and lessons that focus on the children’s drama skills.

There are plenty of activities to keep our students engaged while building their language and critical thinking skills.

**Grade Two EPA** builds upon what the students have learned in Grade 1. They carry on having fun whilst learning more about Drama, Music and movement. The students continue to gain confidence in their spoken English.

The three **EPA** modules are linked with the English curriculum. We look at Festivals Around the World, Hong Kong My Home and Exploring the Human Body.



G2 students will learn to sing and dance to songs. They will also learn to play funny characters in short plays. They will sing songs like 'Winter Wonderland', 'Five little Pumpkins' and 'Firework'. It will be amazing!

Later in the year, the students will have the wonderful opportunity to showcase their skills during English Week. They will rehearse a song, dance and script and perform in front of the whole school. This is the highlight of their year!

These are wonderful activities which improve their confidence and English speaking ability.

**Grade Three and Four EPA.** In Grades 3 and 4, students will have an in-depth and explicit study of four EPA components - Drama, Music, Voice and Dance/Movement – all taught within a year.





In the Drama module, students experience a range of drama activities through the context of everyday life, traditional and fairytale stories.

The Music module introduces students to a wide repertoire of both classic and contemporary songs, of which students learn to improve projection, enunciation, phrasing and basic staging techniques.

In the Voice module, students learn about vocal variety to convey artistic expression to reading aloud and role-playing.

In the Dance/Movement module, students are able to learn choreography improvised movement as well as the use of performance space.



**Grade Five EPA.** In Grade 5, students get to demonstrate what they have learnt from the previous years by rehearsing and putting on the PKC Annual Grade 5 Performance.

**Grade Six EPA.** Grade 6 EPA serves as a bridge between the performance skills learnt in primary school and the creative, communicative and collaborative skills needed for secondary school and beyond. The year's curriculum integrates the themes of the modules in English, through which our students will learn devising their own short plays, improvising scenes, engaging in formal debates and performing poetry and monologues.

# TEACHER FEATURE

## Ian Higgins Fung

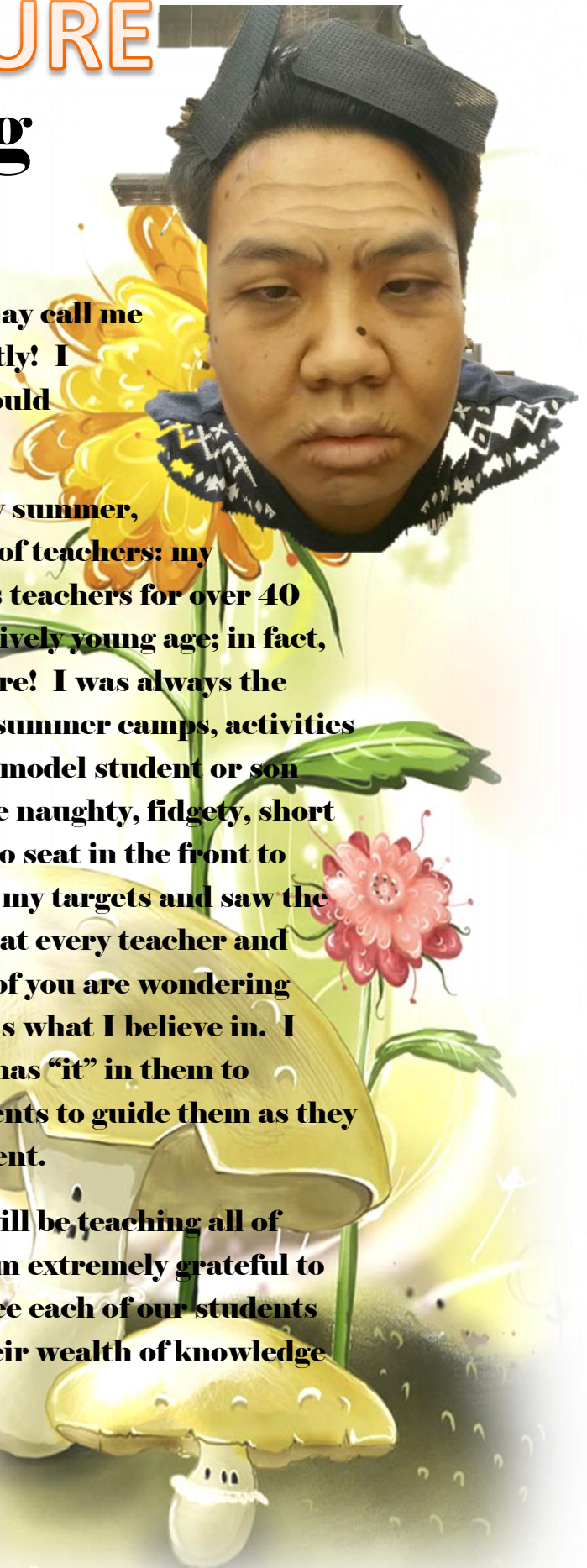
*Dear students and parents of PKC,*

**My name is Ian Higgins Fung, students may call me Teacher Ian and parents may call me Ian directly! I suppose with every teacher's introduction, I should begin with why I chose teaching.**

**I was born and raised in Canada but every summer, I would visit Hong Kong. I come from a family of teachers: my father and mother both served in Hong Kong as teachers for over 40 years. My inspiration to teach started at a relatively young age; in fact, around the same age as some of our students here! I was always the little helper that assisted the teachers with the summer camps, activities and festivals. Having said that, I was never the model student or son that some of you may be thinking now. I was the naughty, fidgety, short attention-spanned student that teachers HAD to seat in the front to keep an eye on! As I grew up, I began to realize my targets and saw the light at the end of the tunnel, therefore I did what every teacher and parent would hope for: *I focused*. Maybe some of you are wondering what this has to do with my teaching; well, this is what I believe in. I believe that each and every one of our students has "it" in them to succeed, and it is up to us as educators and parents to guide them as they grow into their own version of the "model" student.**

**So parents, I am extremely happy that I will be teaching all of grade five SD classes and 5C English class. I am extremely grateful to be part of Prefect Team 16-17! I can't wait to see each of our students develop into finer human beings and expand their wealth of knowledge during their time here in Pui Kiu College.**

*Thank you.*





# AROUND THE CAMPUS





