

15th June, 2015

Issue 09/2015

Here it is...the final issue of PEN for the academic year 2014-2015. It seems redundant to say that time has gone by so swiftly because it has, and I always say this!

Let me instead reflect on some of this year's highlights. Once again, we had two very successful English Weeks, with students performing even more confidently and dramatically than I've ever seen them perform. English lessons have kept their amazing standard of ensuring the lessons are interactive, engaging and creative for our students to exercise their imagination and reach beyond what is expected of them. And, if the past years are anything to go by, we already know that this year's Grade 5 performance will be one that will rock the audience off their seats.

We teachers in Primary English would like to thank all of you, students and parents alike, for taking this amazing journey with us. A journey that has crossed different countries, trekked through the Amazon rainforest, spiralled through outer Space and traversed through different types of homes. This amazing journey goes on...

Have a magnificent summer!

Ms. Jennifer Lopez

Primary English Panel Head

Grade ONE

We have been busily exploring Space lately. We can now name all the planets in the solar system. Have a look at some of the interesting facts of each planet.

- ☺ Mercury gets very hot during the day time but it gets cold at night.
- ☺ Venus is the hottest planet in the solar system.
- ☺ There are humans and animals on Earth only!

- ☺ Jupiter is gigantic! It is so big that its size is 1321 times larger than planet Earth.
- ☺ Saturn has the biggest and brightest rings.
- ☺ Uranus takes 84 years for it to orbit the Sun.
- ☺ There is a big storm on Neptune. It's called the Great Dark Spot.


Which is your favourite planet? Hard to choose and decide? What about looking at some more planets designed by us first?



Creative Planets Gallery

A New Planet in the Universe

Design a new planet and describe it in detail. Remember to use some adjectives in your writing! ☺
(more than three)



Name of the planet: filly


Some interesting facts about the planet:

- The planet is round like a beautiful
- There had one hot moon.
- The planet had 100 bat.
- There had many funny beetle.

Tips: Consider the shape, colour and size of your planet. ☺

A New Planet in the Universe

Design a new planet and describe it in detail. Remember to use some adjectives in your writing! ☺
(more than three)



Name of the planet: Jurassic Dino Park

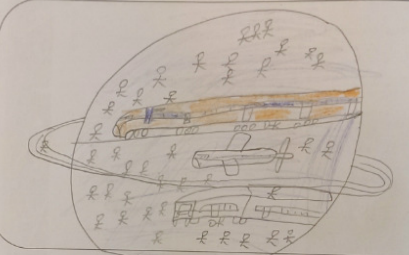
Some interesting facts about the planet:

- It is all ways hot but at night it is very
- There have 300 dinosaurs.
- That planet is the bigger in the space
- There is a 100 meters volcano.

Tips: Consider the shape, colour and size of your planet. ☺

A New Planet in the Universe

Design a new planet and describe it in detail. Remember to use some adjectives in your writing! ☺
(more than 3)



Name of the planet: Marcus Land


Some interesting facts about the planet:

- It has lots of fast trains and huge aeroplanes.
- It has lot of Marcus walking around.
- It is a enormous plant in the milkyway.
- The colour is beautiful blue.

Tips: Consider the shape, colour and size of your planet. ☺

A New Planet in the Universe

Design a new planet and describe it in detail. Remember to use some adjectives in your writing! ☺
(more than three)



Name of the planet: Bluety


Some interesting facts about the planet:

- It is a heart shape.
- It is shiny blue and shiny pink.
- It is huge.
- It is beside the Earth.

Tips: Consider the shape, colour and size of your planet. ☺

A New Planet in the Universe

Design a new planet and describe it in detail. Remember to use some adjectives in your writing! ☺
(more than three)



Name of the planet: Annikaka

Some interesting facts about the planet:

- It is gigantic.
- It is pink and blue.
- It is a star shape.
- It always laugh loudly.

Tips: Consider the shape, colour and size of your planet. ☺


























Grade 2

The Grade 2 children have been learning about the importance of a balanced diet and the benefits of exercising regularly.











Our body needs nutrients so that we can stay healthy and grow. The nutrients we need come from the foods we eat and liquids we drink. For example, we need protein to build and repair cells, and foods that contain protein include meat, eggs and dairy products.

Let's look at some of the healthy plans designed by the Grade 2 children!

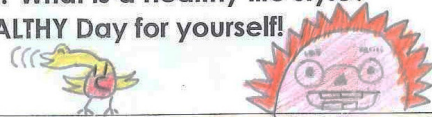
In the morning 	Get up time	→ 9:00 AM  
	Exercise that I do	→ running  → tennis 
	Food for my breakfast	→ ham sandwiches  → milk 
Lunch time 	Food for my lunch	→ Udon  with beef/chicken → apple  → Juice (homemade) 
In the afternoon 	Exercise that I do	→ foot ball 
	Snacks that I have	→ Nuts  or bread 
In the evening 	Food for my dinner	→ rice  → broccoli  → fish  → chicken 
	Exercise that I do	karate moves  (Tsun Tsun's movements, Tsun teaches me.) 
	Time for bed	→ 9:00 PM / 9:30 PM 







How to keep yourself healthy? What is a healthy life style?

Now, let's plan a very HEALTHY Day for yourself!



	In the morning	Get up time	♥ 7:00 am <i>Good morning!</i>
		Exercise that I do	♥ running 
		Food for my breakfast	♥ cereal and milk ♥ bread and juice 
	Lunch time	Food for my lunch	♥ tomato salad  ♥ noodles with some corn ♥ mashed potato spaghetti
	In the afternoon	Exercise that I do	♥ cycling ♥ swimming 
		Snacks that I have	♥ biscuits ♥ sandwiches 
	In the evening	Food for my dinner	♥ roasted potatoes with pasta ♥ rice with eggs 
		Exercise that I do	♥ yoga 
		Time for bed	♥ 9:00 pm <i>ZZZZZ</i>

How to keep yourself healthy? What is a healthy life style?
Now, let's plan a very HEALTHY Day for yourself!



In the morning 	Get up time	★ 8:34 a.m.
	Exercise that I do	running
	Food for my breakfast	roasted potatoes★
Lunch time 	Food for my lunch	chicken rice ★ and bread 
In the afternoon 	Exercise that I do	★Swimming
	Snacks that I have	★Juice and nuts
In the evening 	Food for my dinner	★vegetables pasta★
	Exercise that I do	playing tennis★
	Time for bed	8:09 p.m. 



In the morning 	Get up time	6:00 a.m. 
	Exercise that I do	cycling 
	Food for my breakfast	egg and chicken sandwiches
Lunch time 	Food for my lunch	Rice carrots boiled egg   
	Exercise that I do	ice-skating cycling  
In the afternoon 	Snacks that I have	biscuits juice  
	Food for my dinner	spaghetti steak vegetables   
	Exercise that I do	jump rope 
In the evening 	Time for bed	8:00 p.m. 

In the morning 	Get up time	7:00 a.m. 
	Exercise that I do	running 
	Food for my breakfast	milk ham sandwiches  
Lunch time 	Food for my lunch	fish rice vegetables apple    
	Exercise that I do	cycling 
In the afternoon 	Snacks that I have	juice biscuits  
	Food for my dinner	rice carrot chicken   
	Exercise that I do	swimming 
In the evening 	Time for bed	9:00 p.m. 

Grade Three

We are rounding out our school year in Grade Three English and, among all the review work, we found time to listen to our students present their Module 3 Projects. These projects help tie Modules 1 and 3 together by giving students a chance to explore different kinds of houses from around the world while polishing their research and descriptive writing skills. It also gives them a chance to get feedback on their presenting skills before the end-of-year tests. You can see some of the projects below!

We have been enjoying a lot of success with our new spelling programme this year, which focuses on a more systematic and step-by-step approach to English spelling based on finding and applying patterns. For review, students had to go back and look at which words they had gotten wrong in their quizzes, identify which part of the word they had spelled wrong, and come up with a way to remember the spelling beyond "I will study harder", like "I need to remember that some words with the Long E sound can be spelled as "ee" or "ea".

In Writing, students have finished their final descriptive writing piece. Students brought in a picture of their family and from that, had to use what they had learned in class to describe one family member. While a few students still have to work on including simple adjectives, a large number were able to use more advanced techniques like similes. "My dad can run as fast as a cheetah" indeed!

All in all, it has been a wonderful and productive year for us, and we think that the Grade 3's will be going into Grade 4 with the skill sets they need to continue to succeed at English.

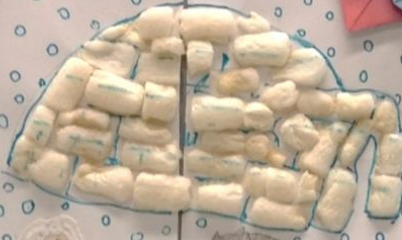
Igloos can be found in the Central Arctic and Greenland's Thule area.

Igloo is a small dome-shaped house made of large snow blocks, constructed from whalebones and hides.

Igloos were used because of the traditional lifestyle of the Inuit. Inuits could build a new igloo every time they changed locations of hunting and ice-fishing. Snow is the most common material, than others. An igloo could be built very quickly in under an hour with two experienced builders.

Igloos are special because it is a dome that can be raised out of independent blocks, it can support the weight of a man standing on the roof. Interior of the igloo heats up from body heat and seal-oil lamps, the block slowly melt and then refreeze, transforming the igloo into an even stronger house.

IGLOO



Igloos are different from other homes because it is serve as the winter camp for a group of travelling families. Some igloos would serve only a single hunter or a small group of hunters, fishermen. Large igloos could serve as community meeting centres. During summer-time, people would travel to a summer camp and made of animal skins. The structure: no interior walls, multiple igloos were often linked together.

The sleeping platform is a raised area. Because warmer air raise and cooler air settles, the entrance area will hold whatever heat is generated by a store lamp, body heat or other device.

THE POLAR BEAR FAMILY



HEIDI TSANG 3M (28)

Tree Houses

We can find tree houses in the forest there are many big trees, because tree houses are usually built on big trees.

Some tree houses are made of plastic, but most of them are made of wood.

Tree houses are built to protect people who live in the forest away from wild animals. But when it is storm day we can not go tree house, because



Tree houses are different because they are built on trees, regular houses are built on ground. Tree houses are not giving people to live in. You can build any shape that you like, star shape, heart shape, eyes shape and many many shapes.

I like to stay at tree houses because they are comfortable, quite and private for myself!

BUNGALOWS

Where can you find Bungalow?

You can find Bungalow in India, South Africa, Southeast Asia, Australia, USA and UK. Especially you can find Bungalow in seaside town.



What is Bungalow made of?

Bungalows are built from wood and bricks with common features usually including low pitch roof lines on gabled or hipped roof often with dormer windows, deeply over hanging eaves, exposed rafters and beams. Bungalows exterior built of natural, rustic materials often obtained locally.

Differences from other houses

A cottage often has two stories while

COTTAGE

A cottage is a kind of small house. It has a ground floor and a lower storey of bedrooms.

Cottage is usually made of wood, bricks or stones.

We can find cottage in a rural or semi-rural location in the United States, Canada and some European countries. In the past, some people built cottage for slaves or peasants. Nowadays, people build cottage mainly as a holiday home.

Source: <http://en.wikipedia.org/wiki/Cottage>

A cottage is special because it is old-fashioned traditional home. It is usually located next to lakes, rivers in the forest. Therefore, it is usually a good place for people to spend the holiday.

A cottage is different from other homes because it is small with only one to two floors. Some cottages have a special thatched roof.


It would be fun to live in a cottage because it gives me a feeling that I am in a house inside a story books.








Module 3 has come to an end and our Grade 4's have been working on their project!

In this project, students were asked to create a comic strip and they were given a chance to show what they have learnt in class, e.g. they learnt about story elements such as characters, setting, problems and solutions; they learnt more about different fabulous creatures around the world; they also learnt how to use captions and speech bubbles to tell the story.



Now, let's have a look at their wonderful creations.





Grade 5

The Grade Five students have been learning the facts of a terrible disease called The Black Death. This disease spread across Europe in the 14th Century during medieval times. We have been talking about the symptoms, causes and cures of this disease in the past few weeks. Students read stories on how the medieval people lived in the infested towns and the kinds of crazy cures they took in times of devastation such as sitting in a sewer to drive the smell and disease away. How desperate they were in those days! Moreover, the Grade 5 students also learned to write information reports on this topic.



Grade 6

To continue exploring the wonders and mysteries of Ancient Egypt, the Grade 6's were asked to prepare a story and act it out in groups at home.

The teacher assigned a different topic to each group and the students needed to create a sketch. The students were graded on the following criteria:

- participation of members
- structure of the story
- dialogue and speaking
- settings and costumes
- content and creativity

Compared with the last project which was also in video format, the students were even more sophisticated this time! We had a great time watching the videos in class. We loved the stories that they created and couldn't help laughing because of the funny scenes!

We asked the students their opinions about the project and these are some of the comments:

Through creating this story, I learnt how to prepare props and how to edit videos. I wish we can have this kind of project again.


I am very delighted to create a video with my friends! Sometimes we might have some argument but we could finish it at last.

It's very fun recording a video. I had so much fun.

We sometimes forgot the script, but it was still fun 😊.

I love this video project, it is so fun. The directing and editing are epic. We can learn acting skills.

Here are some of the captures of their videos:









ENGLISH PERFORMING ARTS GRADE SIX

EPA IN GRADE 6

After their Grade 5 Performance last year, students resume their EPA lessons in Grade 6. Grade 6 EPA integrates ideas and themes learnt from the English curriculum into a wide range of performance opportunities.

Over the three Modules in the past year, Grade 6 EPA aimed to empower students' creative, communicative and linguistic abilities for their promotion to Grade 7.

MODULE 1

**developed students' empathy
for others and understanding**

of equality and discrimination through verse speaking, prose reading, solo acting, group acting and role-play. Students were able to develop more expressive acting and public speaking skills through a variety of scripts and written works.



MODULE 2

explored the ethics and morality of science

and innovation through persuasive speaking and formal debates. Students developed their higher-level and critical thinking as well as conduct both independent study and collaborative research.



The module ended with an inter-class friendly debate tournament, in which all classes got to demonstrate and share their skills in debate.



MODULE 3

offered a chance for students to hone their six

years of EPA skills, ranging from Voice and Drama to Music and Movement. In groups, the sixth graders conceptualize, design, coordinate and stage their own Ancient Egyptian-themed dramatic performance.



Writer's Corner

Grade 1 Recount Writing

My Term Break

Last Saturday, I had a swimming competition. We went to Kwun Tong Swimming Pool. I went with my beautiful mom. I dived in the cold and deep water. The water was very cold, just like ice water. I swam backstroke but I swam very fast! I played shark game with my friends. I was delighted because I could swim very fast!

Written by Joyce CHAN (1B)

A Wonderful Day with My Pet

By Hailey Lau 1W


Yesterday, my father, mother and I went to the pet swimming pool. In the pool, we saw my cute friend Windy and little friend Winnie. My mom didn't swim because she went to sleep. I thought it was very funny. My pet swam very fast. After swimming we went to eat yummy food. Then, we went home. I needed to do my homework. My dad and my mum went to sleep. I felt glad because I swam very fast too!



My PE Lesson

On Monday, we went to the special PE room to play some games and did some exercises. It was sunny, so Teacher Lee told us after doing two things that are very important, we could go down to the basketball court to play catch. First, we learned to do tumbling actions. Then, we learned how to do the duck dance. After that, we went down to the huge basketball court. After playing the game, I was very hot, but there was a storm, and we quickly went up to the class and ate our lunch. It was a wonderful day!


written by 1M (27) Macario Sin Tsz Man



A day at the park

by 1P (15) Kary Lau

On a sunny Saturday, I went to the Tsuen Wan Park with my tall mum, dad and beautiful sister. I went to the monkey bar. I bumped on it and I fell down. Next, my sister and I went to the slide and said “wee!” Then, dad went to see the fish. We all caught a fish. Mum tasted the fish and felt thirsty. Next, my mum went to see the flowers, grass, bees and butterflies. We went to the see-saw. My sister and I played first and dad and mum played last. Last, my sister put on a beautiful dress. We all felt very happy!





A beautiful day with my family

Last year, my family and I went to the park. My sisters and I played on a pink and blue swing. I had so much fun on the swing because I flew so high! Then I played on a very pretty seesaw. There were two sides on the seesaw but the colourful side was very slippery. I nearly fell down. When I was playing on the swing, my dad took some beautiful photos of us! I felt extremely happy because I had so much fun and I love the photos very much!

By Kristen (1C)

