

Primary English Newsletter (PEN)

At a Glance

Trip to Singapore

Last month, from 14th to 18th April, two teachers from the primary English – Teacher Samantha and I (Teacher Jennifer L) – took 20 Grade 5 and 6 students on a trip to Singapore. The main purpose of the trip was to expose students to more English; and allow them opportunities to converse in English. And they did! The entire tour was in English; and when the students shopped or ordered food, they did it in English too!

Students visited a variety of places including seeing the Merlion, Sentosa, visiting the Changi Chapel and Museum, Little India and Chinatown. They have come back with some new words like 'teh tarik'. Ask one of the students what that means!

Four of the students will give a short presentation at this month's monthly assembly. They will talk about the trip and show pictures of what they did in Singapore.

Although it was extremely tiring being responsible for 20 students 24 hours a day, it was also a fun and rewarding trip! We teachers enjoyed getting to know the students better, watching TV with them and chatting to them about their likes and dislikes. It's super having such lovely students!

Welcome back to school! From what I hear, many people had a lovely Easter break, whether or not they went for a holiday overseas. I also see many tanned faces which give evidence to time spent outdoors on a beach or at a swimming pool! The end of the Easter break also heralds the second last issue of PEN. It's really unbelievable how quickly the academic year has flown by!

In the EPA section, you will read all about how the Grade 1 and 2 students put up stunning performances during our second English Week. Feast your eyes on the wonderful photos and see how they combined costume, prop and movement to delight the audience. A big thank you goes to all the EPA teachers who work hard year round to give our students plentiful opportunities to express themselves creatively.

Our featured teacher for this issue is a student teacher who was attached to the English Panel for six weeks. She taught a Grade 4 and a Grade 6 class. Her name is Heidi and you can read all about her in the Teacher Feature section. Heidi will make a fantastic teacher one day and we wish her all the best on her teaching journey. Heidi was interviewed by three Grade 6 students: Thomas Chung (6M), Matthew Chan (6P) and Godfrey Li (6P). Thank you boys for the doing such a good job as interviewers!

We hope you enjoy reading PEN!



Have a good weekend!

Ms. Jennifer Lopez


Primary English Panel Head

Grade 1

Blast off! Zoom...zoom...zoom... Are you ready to explore Space with the First Graders? The Grade One students kicked off the last module of this academic year with an exciting topic "**Space**". At the beginning of the module, students learnt about what causes day and night by doing an experiment. They were very excited about it!



They also read a book called "Little Cloud". Little Cloud changed into things he saw when he was in the sky. Students did artwork with cotton wool and wrote about what they would change into if they were Little Cloud.



Students are going to find out more about Space as the module moves along.





Grade Two




Our Grade Two students are very excited to learn about the human body. They have been introduced to the names and functions of different parts of the human body. For the writing task, we did the information research about lungs, heart, brain and bones at home, and then we finished our reports in paragraphs at school. Reading the stories about funny Skeletons is so much fun! We also enjoyed creating our own Funny Skeleton Story and acting it out!


How to keep our body fit and healthy? Everyone started to think about this question and looked for the answers by doing some research or by reading books. For example, we have to plan a Healthy Day and design our own menu based on the food pyramid, plus the physical exercises that we will do on that day. We are looking forward to seeing more students who can bring healthy snacks to eat at recess time, e.g. fruits and vegetables. Stay healthy, everyone!



Skeleton Crew by 2P



MY BODY PARTS



Grade 3

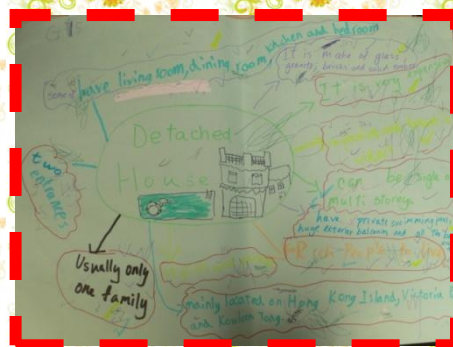

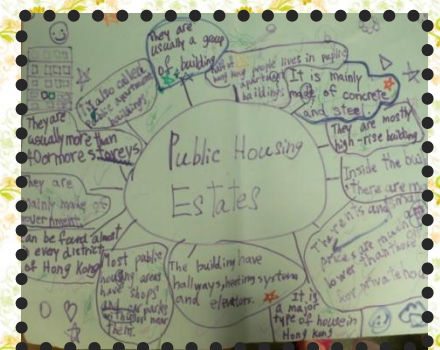


Homes from Around the World

Our Grade 3 students are learning about different types of homes in the world in Module 3. They not only have to name the different types of homes, e.g. igloos, treehouses and cave homes; but they also have to learn what materials are used to build the houses and why those materials are used.



Moreover, the students need to learn about the 4 most common types of homes in Hong Kong. They are private apartment buildings, public housing estates, village houses and detached houses.

What type of home are you living in?




GRADE 4



Our Grade 4 students are continuing their mystery journey for 'Mysteries and Monsters'. Recently, they just came out from two hollows.

The first "hollow" was in the popular story 'The Legend of Sleepy Hollow'. The original story was written by a man named Washington Irving in 1820. In the story, the main character rides desperately through a haunted valley called Sleepy Hollow because he thinks he is being chased by a headless horseman.



Our students have learnt how to write a summary for the story through applying the 'Five Mental Actions' reading skills. How did they do it? First they read a few pages of the story. Then they retold the content of those pages. After that, each student wrote their retelling of the assigned page in the bottom margin of the page. Then they added a picture to represent what happened. After combining the retelling of all the pages, they made a summary of the book. By reformatting the summary into a poster, the students can remember the events and what happened to the characters in greater detail.



Following Sleepy Hollow, we read another mystery story called 'The Hollow'. In this story, the ghostly setting frightens the main characters while they are lost in the hollow on Halloween night. They meet a lonely boy who leads them through the haunted hollow to find their way home. At last, the children are safe, but the boy disappears! Was he a

I think the little boy in the hollow is not a ghost

I think the little boy in the hollow is a ghost because ...

ghost? Ask a Grade 4 student to tell you!

In between the stories of the hollows, we also listened to some students present a form of storytelling called *kamishibai*. Those students have attended a workshop in March, where they learnt that the storyteller could use a picture to tell a scene of a story. Our students can try this out for their final project!



In this module, our students had a lot of fun by having various opportunities to apply their creative writing skills. They learnt different ways to write hooks for their mystery stories with topics such as 'Vanished' and 'Lost' leaving room for them to stretch their imagination. Knowing about story elements and storytelling skills, they are ready to meet their challenging project work. By combining their writing techniques and illustration skills, we hope they can produce lots of interesting stories to share with us soon.



Grade 5

The Feudal System

The Grade Five students have been learning about medieval times in the current module. We have been talking about the Feudal System in the past few weeks. So what exactly is a Feudal System?

In a Feudal System, you must obey the person above you. The king was at the top and the peasants at the bottom. Everyone knew their place in life and had to stick with it – not a bad life for a king, but a very hard one for a peasant!



Let's look at the following descriptions and guess what their role in the Feudal System is!




I farm the land owned by the lord. In return I pay him rent. I'm poor, miserable and overworked.

I get my land from god. In return I say prayers and build churches. But there's always someone after my throne.





I get my land from the king. In return I fight for him when he needs me.





The picture above shows us what a lord's manor was like back in medieval times.

GRADE 6

MODULE 3: ANCIENT EGYPT

Grade 6 has started Module 3 for a while. We have discussed a lot of topics about Ancient Egypt, such as the River Nile, the Black Land, the Egyptian Empire and Kingdom, and even the Arts and Hobbies of Ancient Egyptians. In one of the chapters of "Life in Ancient Egypt", the daily life of Ancient Egyptians and the Egyptian Social Pyramid were mentioned. Our students have made their own Social Pyramid in class.



Our Grade 6 students also learned about the Ancient Egyptian language. They learned that Egyptian hieroglyphs used pictures to represent letters of the alphabet. This writing system has more than 700 symbols, each representing an entire word, a syllable, or a letter of the alphabet. Only noble families got to learn this language back in Ancient Egyptian time. Our students got to learn the following alphabet in class:

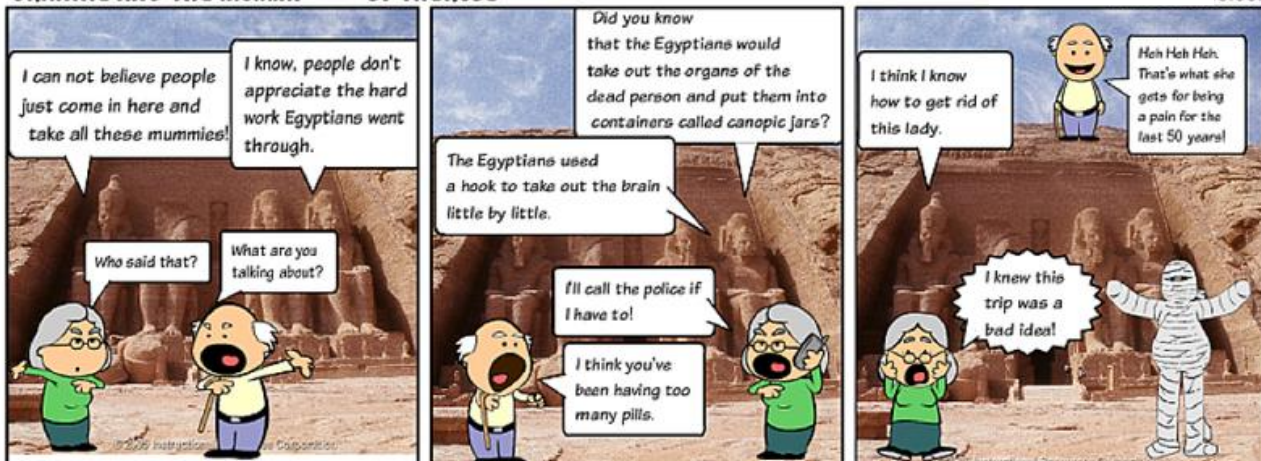


And they had fun writing their names using hieroglyphs. More exciting topics such as how to wrap a mummy, tales about the Afterlife and a tour inside a pyramid will be introduced in this module.

Stay tuned!

GRANNIE AND THE MUMMY - BY THEROSE

IO.COM




English Performing Arts

Yay!!! We had our second English Week on **31 March – 4 April 2014**.

In December 2013, our Grade 3s and 4s performed the first English Week of this year.

What about our Grade 1 and Grade 2 then? Haha... Here you go...



This time, our Grade 1 and 2 performers designed many colorful posters for posting around campus.

PERFORMANCE HIGHLIGHTS



The performances were held in the Main Hall and Small Hall. All students and teachers enjoyed the performances very much. ☺



Although it was our Grade 1 kids' first time to perform in school, they all performed confidently and brought us lots of laughs. They sang the songs **'We're going on a bear hunt'** and **'When is nighttime?'** with dramatic and rhythmic movements.



Our Grade 2 kids performed dramas about the human body and Hong Kong respectively based on the English modules 2 and 3.







Let's give a big round of applause to our wonderful Grade 1 and 2 performers again.

Well Done!!



Teacher Feature of the Month

An interview with **Teacher Heidi**, a student teacher in our school



Interviewer: What do you like doing?

Response: I like travelling but... I get motion sickness. In my free time, I usually meet friends and go hiking on a small hill behind my house, just to get some fresh air! Oh, and I love reading by the harbour- but this is only when I have more than enough time to go all the way out to the city!



Interviewer: What grades do you want to teach, and do you enjoy teaching here?

Response: I want to teach all grades and I like teaching here.

Interviewer: Why do you want to be a teacher?

Response: Hmm, I've always just wanted to become a teacher since I was young, but now that I'm older, I

want to be a teacher so that I can help less privileged children who don't have access to education -and plus, kids are awesome (if they aren't rude)!

Interviewer: Why did you choose to teach in this school?



Response: I chose to teach here since the people and students here are nice and Hong Kong is a safe place to live in. The 6 weeks in Pui Kiu College have been unforgettable and it has become a starting point in my teaching career, and I take a lot from the amazing teachers and students from this school :)

Interviewer: What movie or book would you recommend upper primary school children read/ watch? Why?



Response: I personally really like the book Matilda and there's even a movie about it! I'm sure everyone has read it already but if you haven't you really should check the library!

I like it because the author (Roald Dahl) wrote the book in a really funny way and I like Miss Jennifer Honey, who is Matilda's sweet teacher, because she is such an awesome and lovely teacher and I want to be like her!

I also think that even though Matilda had horrible parents, she is still able to stay strong and be a good student no matter what the circumstances are. While I was reading the book I really wanted to become like Matilda and be brave and smart like her, not because my parents are horrible (my parents are good people)!!

Interviewer: When did you come to Hong Kong?

Response: I came to Hong Kong when I was two years old.

Interviewer: Last question, where did you study?

Response: I studied in Hong Kong University.

By: Thomas Chung (6M), Matthew Chan (6P) and Godfrey Li (6P)



Around Campus

