

# Primary English Newsletter (PEN)

## At a Glance

### Nury Vittachi

On 6<sup>th</sup> of December last year, our Grade 5 and 6 students had a very special learning experience with Nury Vittachi, a celebrated Hong Kong writer. Nury enthralled the students with stories about a girl who could fold anything from a piece of paper to a castle; and about a worm who ate his entire family!

Through his delightful retelling of these stories, Nury pointed out the features of what makes a good story so students could learn about improving their story-writing skills.

Teachers and students alike were thoroughly entertained by Nury and his wonderful way of relating to his audience.

In addition to his visit, the school also received a hundred copies of Nury's books based on the character Jeri Telstar. These books have been split between the Grade 4-6 classes for classroom reading.

Let me start off this PEN issue by wishing all our readers a very, very Happy New Year! The memories and glitter of Christmas have barely faded and here we are, in a New Year, looking forward towards the Chinese New Year and welcoming the year of the Horse. All of us teachers in the Primary English Panel have definitely benefitted from the break and we hope our students have too!

As always, we have our monthly features which include peeking into the different classrooms at different grade levels. In these classrooms, we will see how the Grade 6's are enjoying their Science experiments; and how the Grade 3 students set up game booths for the lower grades with the objective of consolidating their knowledge of different countries.

Our featured teacher for this PEN issue is another PE teacher – Teacher Shan Shan! Both Megan (6P) and Jasmine (6M) have interviewed Teacher Shan Shan and you can read their interview piece in this issue.

For the Writers' Corner this month, we have the Grade 4 students displaying their skill in writing information reports.

**Have a good weekend!**

**Ms. Jennifer Lopez**

**Primary English Panel Head**

# Grade 1

We are coming to the end of Module 1 – My Community!

We ended this module with an exciting outing to the Mei Lam Estate in Tai Wai. We had an important mission to complete! The mission was to mail a letter to that special someone whom we want to say **THANK YOU** for always looking after us.







How could we not end a module with a fun project!

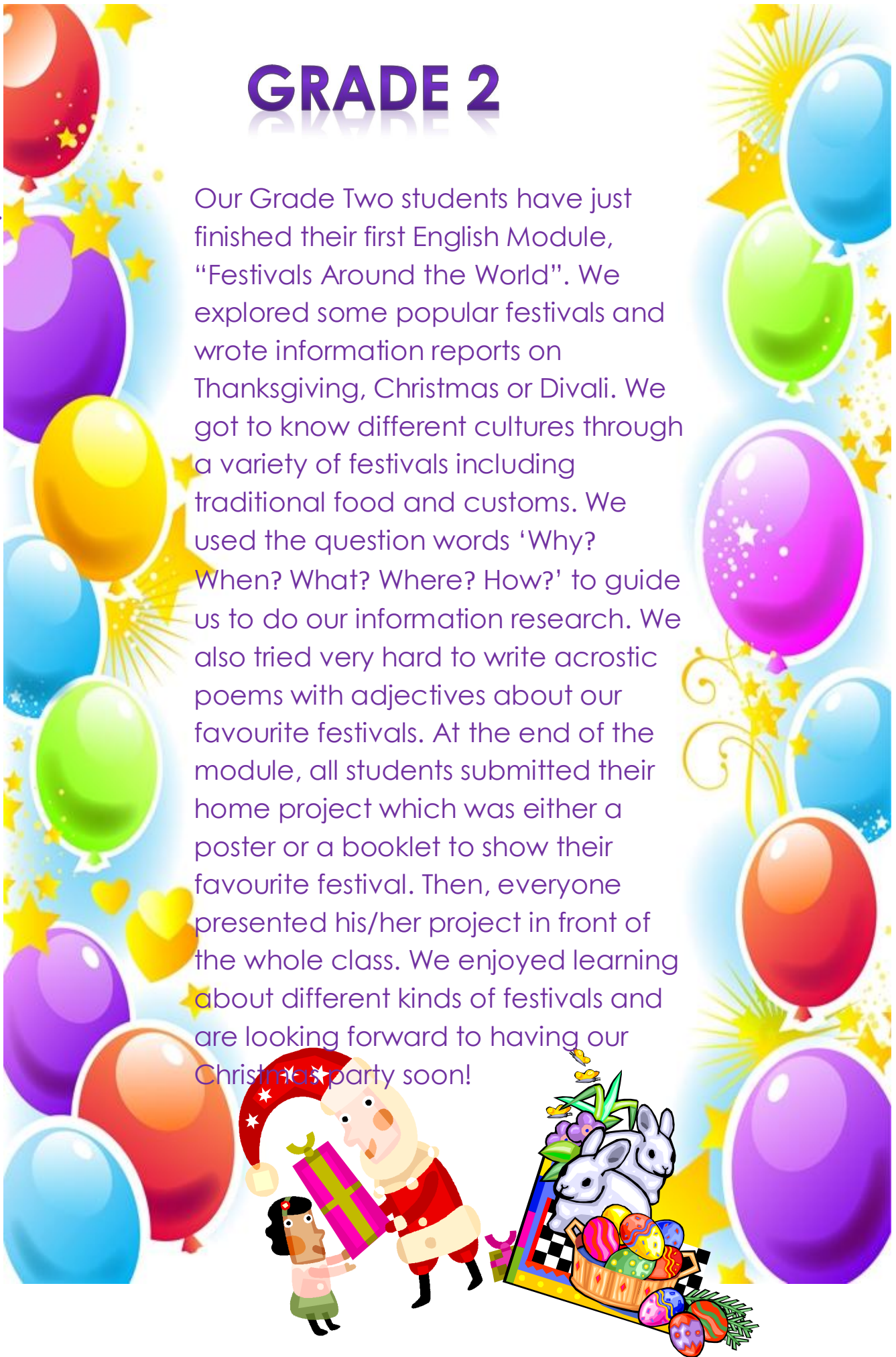
The Grade One students presented about an occupation they like.

The Grade One students did a marvelous job! Look at their great effort! **WELL DONE!**



# GRADE 2

Our Grade Two students have just finished their first English Module, "Festivals Around the World". We explored some popular festivals and wrote information reports on Thanksgiving, Christmas or Divali. We got to know different cultures through a variety of festivals including traditional food and customs. We used the question words 'Why? When? What? Where? How?' to guide us to do our information research. We also tried very hard to write acrostic poems with adjectives about our favourite festivals. At the end of the module, all students submitted their home project which was either a poster or a booklet to show their favourite festival. Then, everyone presented his/her project in front of the whole class. We enjoyed learning about different kinds of festivals and are looking forward to having our Christmas party soon!





### April Fool's Day (by Charlotte Kan, 2C)

April Fool's Day is a day of tricking friends.

Plus if they believe what you say, yell "April Fool".

Rule is if someone knows you trick someone, please do NOT tell.

I love April Fool's Day.

Lots of tricks for students, lots of tricks from children.

Fun time for everyone!

Oh! You can make story too!

Oh! And you can't tell the truth.

### Easter

(by Nathan Lao, 2P)

Easter comes! We like the chocolate *bunny*!

All of us think it is *funny*.

Sam likes to play Egg Hunt.

Tom doesn't like omelette because it isn't *yummy*.

Every day Tom visits Sam's *house*.

# Grade 3

In Module One, our Grade Three students learnt about different countries. As a follow-up activity of their project, the students were asked to prepare a game booth for the Grade One and Grade Two students as a grade activity. This is how they prepared the game booths:



First, they formed groups of 4 to 6 classmates.

Second, they chose a country to work on for their project.

Third, each member did research on a topic of their chosen country.

Then they displayed their information on an information board.

Next they presented their findings in front of their classmates.


After that they designed a game based on the information board.

They also prepared small gifts for the game players.

The last preparation task was to allocate their roles for their game booths.

During the grade activity, our third graders were very fully engaged. They were not only the hosts of the booths, but were also the players. They even tried to promote their games and invited the participants enthusiastically. The activity turned out to be a big success as we saw our students working closely together to provide such an exciting and fun event in the covered playground.

Take a look at their fabulous booths and the attractive gifts they prepared for their lovely game players!











# Grade 4

## *Rainforest*

For Grade Four students, the conclusion of the module 'Rainforest' was the project 'Rainforest in a Bottle'. The group project work included making a model, writing a procedure; and a presentation.



For this project, the students started with listing and preparing all the required materials. Then they gathered the materials and planned the procedure for making the model.

Two periods were assigned for the assembly of the model in class. Each student made the effort and contributed their ideas to complete the model.



Take a look at their mini rainforests! They are not ordinary pot plants!!





## Natural Disasters

What comes to your mind when you hear the words 'natural disasters'? Our Grade Four students have been reading books and newspaper cuttings about them since the beginning of the module 'Natural Disasters'. Although Hong Kong seldom experiences serious disasters from nature, our students are not unfamiliar with the terms like earthquakes, tsunamis or volcanic eruptions.

Through this module, our students learn some basic knowledge about our planet and the natural events that can wreak tremendous destruction to the property and human lives on Earth.






Grade 5

## Story-telling

The Grade 5 students had a great time telling stories to Grade 2 children in the library. We have some really good story-tellers here and the little ones really enjoyed their stories a lot! ☺



"I read Mr. Muddle and I felt happy because I got the little boy laughing over and over. I'm happy that he thinks I can tell a good story for him. That makes me feel like I'm a good story-teller!"

~ Skye Law (5C)

"I really enjoyed it. The kids are really energetic. Thy story I told was 'Princess and the He' and 'Mr. Chatterbox'. It was a lot of fun that day. I wish I could do that again someday."

~ Rainbow Siu (5C)

"I felt really confident after I finished telling the stories because I think the kid really like the books. I'd like to be an author and write fairytales for children."

~ Sally Ng (4C VSS)

"I felt good because the two cute grade two students laughed while I read the stories to them. I think I told the stories beautifully. It was fun!"


~ David Daley (4C VSS)





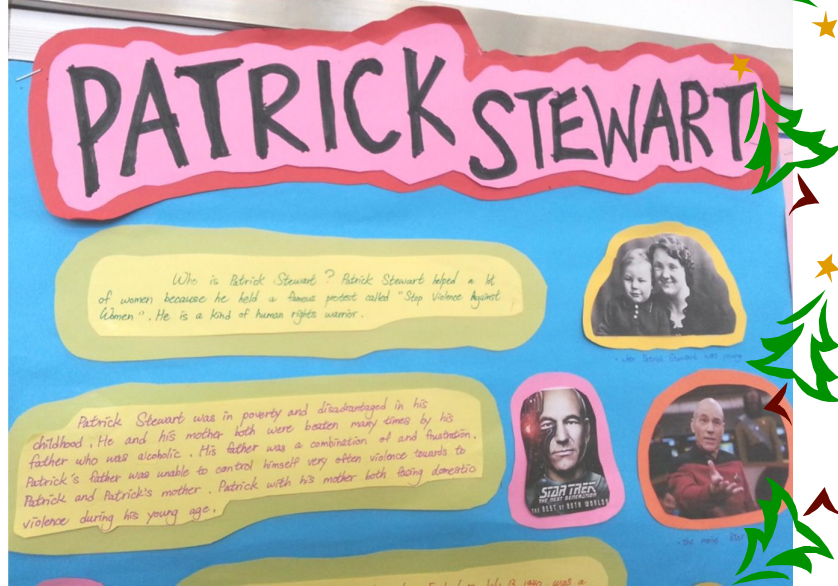
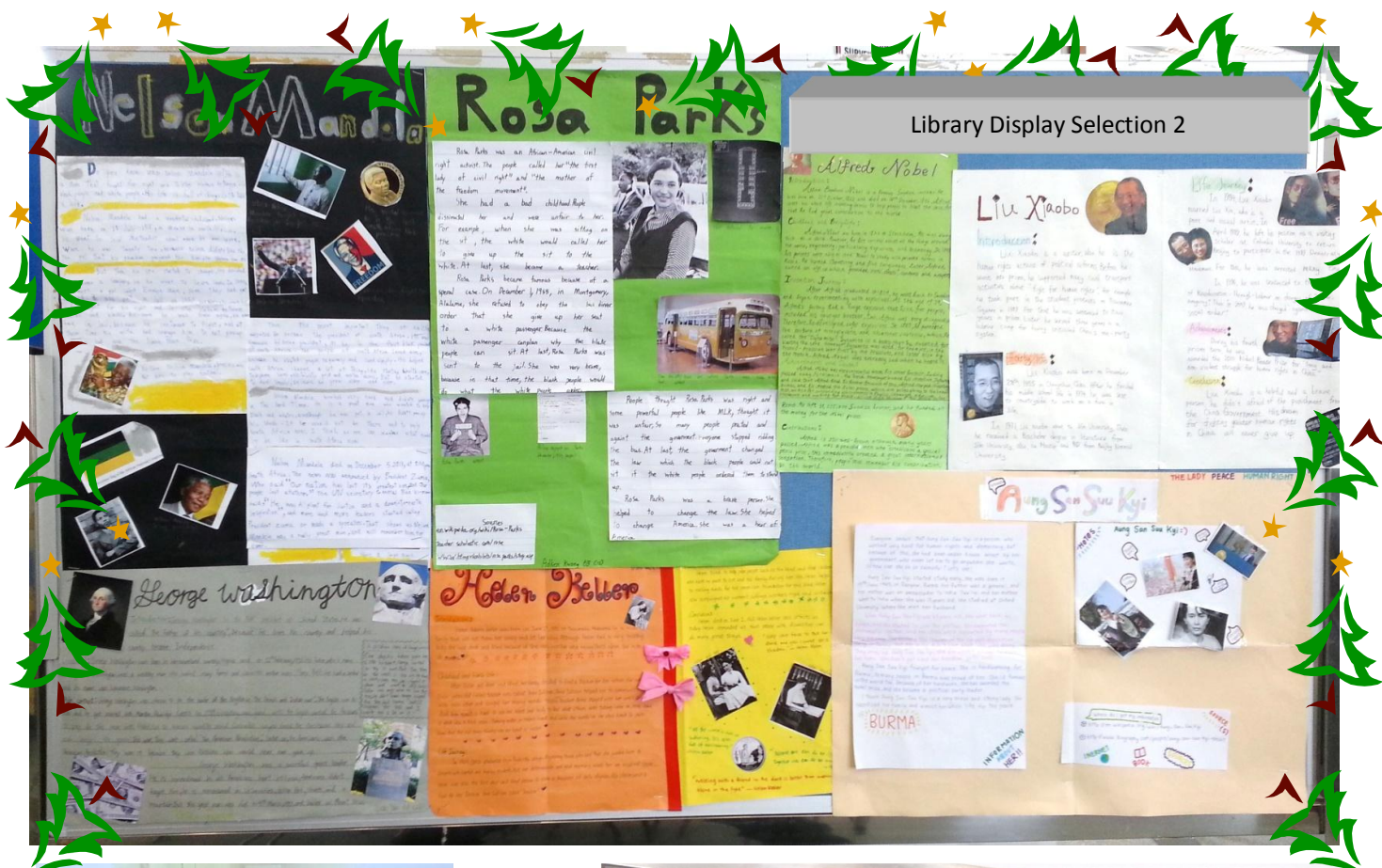


Winter is coming, so it's time for Grade 6 to warm up with some SCIENCE! We have completely finished Module 1 and Module 2 is in full swing. But first, let's recap with a look at some of the projects the students have done, some of which are on display in the library.



All the Grade 6 projects focus on a Great Person that has something to do with the fight for rights and peace. Subjects ranged from well-known Nobel Peace Prize winners like Nelson Mandela, to young girls like Malala Yousafzai who were shot for the crime of going to school. Students put a lot of effort into the projects and we can really see a big improvement in their writing. Many students are writing introductions that grab the readers' attention and are remembering to base each paragraph around one central topic.





All that writing practice certainly gave our students a good review for our second module, titled The Wonders of Science! In this module, we'll be looking at the basic principles behind thinking scientifically and the importance of being curious about the world around us. We're going to look at technology, nature and even some basic physics, with some fun experiments that will test both students' creativity and command of English. We're going to start Module 2 with our infamous Banana Experiment; we hope nobody makes a mess this year!





# EPA

## English Week

November 18-22 was a great day for our Grade 3 & 4 students. All Grade 3 & 4 classes gathered at the school hall and performed. Their performances were amazing! They were just like real rappers, singing and dancing confidently.

All our Grade 3 & 4 students really did a great job and they tried their very best to make English Week a success.

The students were really proud of what they did.

I think the audience had a great time with them! The audience could not stop clapping and cheering for their buddies' great acting and singing and dancing.

English Week gave our students the opportunity to enhance their speaking and listening skills.

English Week encourages our students to appreciate the value of the English language and how fun it is.



**Voice**



*Drama*

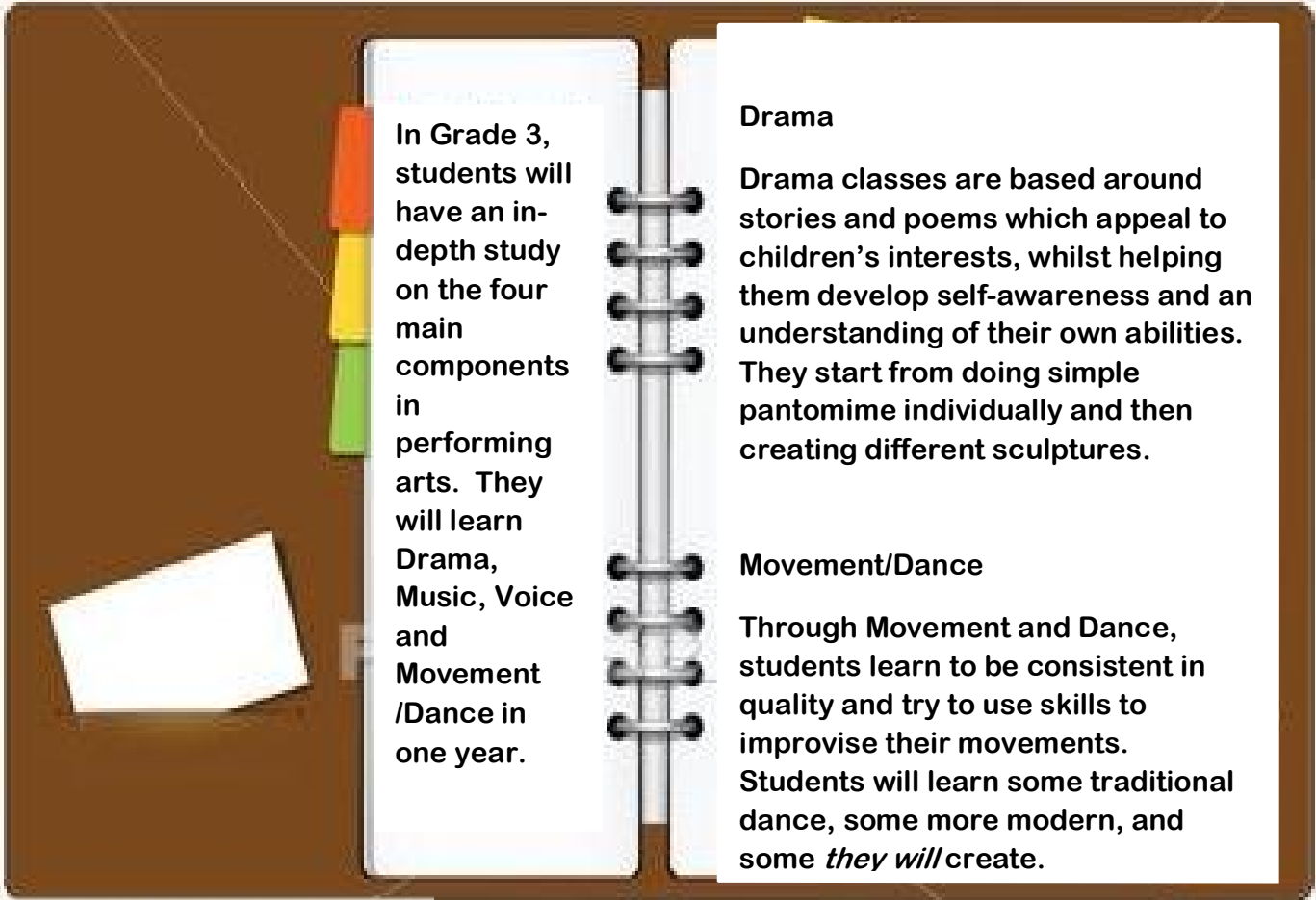
**Dance**



**Music**







In Grade 3, students will have an in-depth study on the four main components in performing arts. They will learn Drama, Music, Voice and Movement /Dance in one year.

### Drama

Drama classes are based around stories and poems which appeal to children's interests, whilst helping them develop self-awareness and an understanding of their own abilities. They start from doing simple pantomime individually and then creating different sculptures.

### Movement/Dance

Through Movement and Dance, students learn to be consistent in quality and try to use skills to improvise their movements. Students will learn some traditional dance, some more modern, and some *they will* create.



### Voice

In Voice, students learn how to use their voices through rhythm, diction, story-telling and vocal variety when performing different poems and chants. They learn about different forms of presentation and develop their confidence in presenting themselves to an audience.





English Week

Humor



FUN!



wonderful



# English Week



Excitement



Splendid

# PEN Interview – Teacher ShanShan



J & M: Do you enjoy teaching PE?

T.S: Of course! I love teaching PE!

J & M: What do you like best about teaching?

T.S: Well, I like having interactions with my students, and also be able to share my happiness and knowledge with my fellow students.

J & M: What hobbies do you have?

T.S: I like running, reading, and listening to music. It is very enjoyable!

J & M: What is your favorite sport? Why?

T.S: My favorite sport is running, because I like sprinting very much, and it is good for our body.

J & M: Why did you become a teacher?

T.S: I became a PE teacher because I love sports, it is different from other jobs, and I can face different types of students, and I am able to change the lives of the students.

J & M: Do you think the students enjoy your PE lessons? Why?





T.S: I think the students enjoy my PE lessons, because it is always full of joy, and the students always have a smile of satisfaction after my lessons.

J & M: Why do you teach PE?

T.S: It is because I studied PE in university, and I have had a passion for sports since I was a child.

J & M: What do you think of the students who participate in your PE lessons? How do you feel after teaching them?

T.S: I think the students are extremely playful, active, and they have talent in sports; but sometimes they are quite naughty. I feel happy when they can finish my plans for the class and they can perform well.



J & M: Do you have difficulties in your teaching career?

T.S: Definitely! When students are not listening to me, I think it is difficult for me to teach. But so far, they are eager to learn and listen.

J & M: Did you win any awards in the past? What did you achieve?

T.S: Yes. I was first in the 400 meter sprint for 4 years, and I participated in the indoor competition and got the second runner up for the 400 meter sprint. I also represented Hong Kong in competitions.

J & M: Thank you for your help, teacher Shan Shan.

T.S: No problem! See you next time!



By Megan Liu (6P) and Jasmine Kwan (6M)

# STUDENTS' WRITING CORNER - G4

## Earthquake in Japan



### Introduction

It can cause a lot of damage; it is two plates in the Earth's crust rubbing against each other. What is it? An earthquake. This report will be about an earthquake in Japan.

### Earthquake in Japan

It shook Japan at 2.46pm local time on March 11, 2011. It was the most powerful earthquake to strike Japan in at least one hundred years and the fifth-largest ever recorded in the world.

### Damage caused by the Earthquake

The earthquake destroyed many buildings, houses and vehicles. Thousands of people lost their homes and some were feared dead.

### Other Damage caused by the Earthquake

It not only destroyed houses and buildings, it also damaged factories, oil refineries and started a tsunami.

### Conclusion

Earthquakes with high magnitudes are very dangerous because they cause a lot of destruction; we need to learn how to protect ourselves during an earthquake.



# **Bees**

## **Introduction:**

Bees are insects. They live in groups and in any layer of the rainforest. They are not extinct or endangered. They are dangerous because they are poisonous.



## **Description:**

Bees are mostly yellow and some black or brown patterns on their body. They have a deadly poisonous sting to protect themselves.

## **Food and Habitat:**

All bees eat nectar from flowers. They live in a big beehive. They build their beehive on branches.



## **Special needs:**

When bees take the nectar from flowers, they give the nectar to the queen bee. They fly from one flower to another. When you attack a bee, the bee might use their deadly poisonous sting to attack you. When the bee attacks you, it then dies soon after.

## **Conclusion:**

Bees are helpful because they help pollen to get from one flower to another. Bees are not endangered, but people still need to protect them. Because when people kill bees, people can't have a lot of honey and there's less insects to help with pollination. So, people please protect all the bees in the world.


## Geckos



Geckos are creepy and cute! When you are walking by, it might climb on you.

Geckos are small and cute. They have big eyes, and thick skin with different colours. The colours can be red, purple, orange, brown, yellow, green and blue.

Geckos have many kinds of body parts. It has thin legs, eyes, a long tail, front legs and back legs.



Geckos make noises like barking, chirping and clicking. They make these sounds because they want to blend in with their surroundings. They also do it to defend their territory or attract a mate.

They have spectacular body parts, noises and appearance. That makes geckos cute and interesting.



# The Glass Frog

## Introduction

In the rainforest, there are many different animals. One species is called glass frog.



## Appearance

The glass frog is tiny. It is 2 to 3 cm long and weighs about 15 grams. It is green in colour.

## Food

The glass frog comes out at night. It catches some tiny fish. It also eats its babies that cannot be born.

## Habitat

The glass frog climbs on the trees most of the time. It lives around the small river too. People can see its body part in the skin.

## Conclusion

The glass frog becomes endangered because the air is not clean and it dies easily.



# Photos Around Campus





